

Topic Title: I wonder what the material is? Topic Theme: Science, Art and Design, Design and Technology



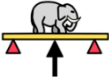

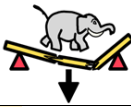
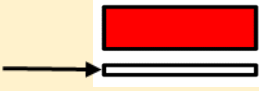

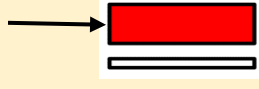

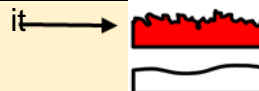

Our objectives for this topic:
 I can safely use a variety of materials, tools and technique, experimenting with design and function.
 Through experience, I can improve use of a range of tools
 I can draw a design of what I want to make.
 I can discuss what worked well.
 I can discuss how I would improve my model.
 I can explore the simple working characteristics of materials including

- food
- textiles
- construction materials

I can follow instructions to make a bowl of porridge.
 I can observe and make comments about the changes in materials.

Essential Knowledge:
 We can explore the natural world and discuss what we see.
 We can talk about what we want to make.
 We can design as we make.
 We can use scissors safely.
 We can recognise and name some materials.

Key Topic Vocabulary and information:

materials – what things are made of		man-made – made by people	
strong – not easily broken		natural – made by nature, found in the natural world	
weak – not strong; easily broken		thin	
soft – can change shape when pushed		thick	
hard – shape will not be changed when pushed; not soft		rough – feels bumpy when you touch it	
		smooth – does not feel bumpy when you touch it	

some materials





We would like every child to complete this activity.



Choose one of the houses from 'The Three Little Pigs' story and make a model of it, please bring your model to school when it is finished.

Focus Text -The Three Little Pigs/ Goldilocks and the Three Bears



Activities to do with your child at home to support learning:

- Ask children to go on a scavenger hunt around the home looking for objects made of different materials. Explore the objects together at the end and use some words to describe how hard/soft, rough/smooth, thick/thin they are.
- Show children a collection of objects. Can they sort them into groups of objects that are made of the same material?
- Use pairs of the following heading to sort a collection of objects:
hard/soft, rough/smooth, thick/thin
- Choose an object (like a spoon/bowl/key etc.) Discuss what it would be like if it was made of a different material. What problems might there be?
- Explore the outside of your home. What materials have been used to build different parts? Why do you think those objects have been chosen for the job?
- Can you find any objects that are made of more than one material? Why do you think that is?
- Ask the children what material they think would be best to make a bed, car, saucepan, house etc. and explain their reasons why.
- Choose one of the houses from the Three Little Pigs story and make a model of it.

